



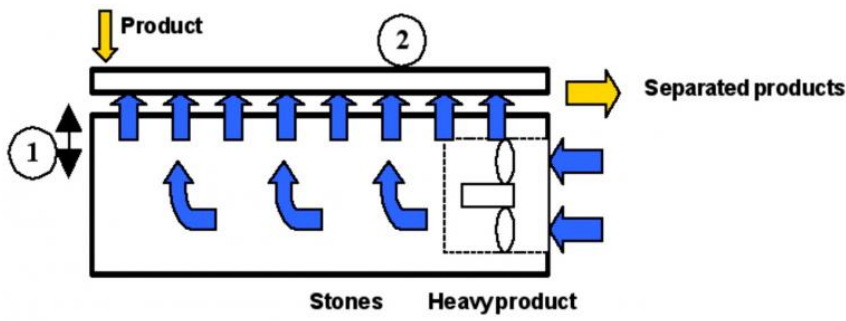
# DAMAS ZETA



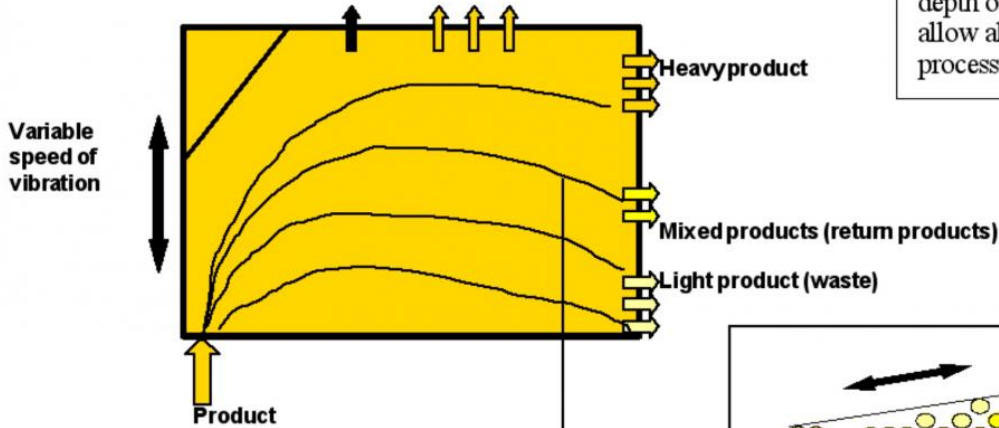
SKIOLD MAKES THE DIFFERENCE!



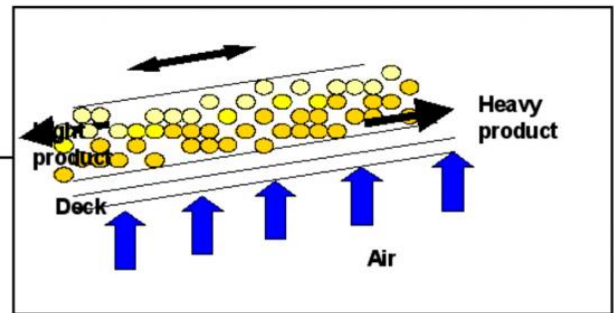
# DAMAS ZETA



The separator works on a fluidised bed principle; air is forced through the deck causing the light fraction to float above the heavy fraction. The deck is reciprocated causing the heavy fraction to move uphill, while the light fraction floats downhill. Variations in deck speed, air quantity, deck type, deck angle, depth of product and take-off points allow almost any dry products to be processed successfully.



1 2 Setting of inclination



Options for all models include memory function and finger touch screen, dust hood, vibration feeder, inlet aspiration

and edge aspiration for the light side.

Guiding capacities, fine cleaning		DGS13	DGS21	DGS31	DGS51
Wheat, 18% H <sub>2</sub> O	t/h	2.0	5.0	10.0	15.0
Barley	t/h	1.8	4.5	9.0	13.5
Maize	t/h	1.6	4.0	8.0	12.0
Paddy	t/h	1.4	3.5	7.5	11.0
Rape seed	t/h	0.8	2.0	4.0	6.0

Specifications		DGS13	DGS21	DGS31	DGS51
Screen area	m <sup>2</sup>	1.3	2.1	3.1	5.1
Quantity of air, open air system	m <sup>3</sup> /h	8500	13500	20000	33000
Quantity of air, recycling air system	m <sup>3</sup> /h	1500	2700	4000	6600
Inlet aspiration (option)	m <sup>3</sup> /h	1500	1500	1500	1500
Light side edge aspiration (option)	m <sup>3</sup> /h	1500	1500	1500	1500
Drive motor	kW	1.1	1.1	1.1	2.2
Fan	kW	4.0	7.5	11.0	18.5
Total power consumption	kW	6.0	9.1	13.0	24.5
Length	mm	1900	2300	3050	3700
Width	mm	1550	1670	1670	2070
Height	mm	1250	1380	1380	1500
Weight	kg	1000	1150	1550	2300